



Republika ng Pilipinas  
**Kagawaran ng Edukasyon**  
 Tanggapan ng Pangalawang Kalihim

**AIDE MEMOIRE**  
 07 September 2021

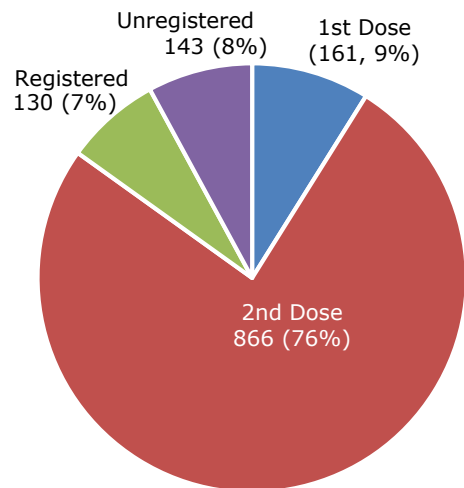
**STATUS OF VACCINATION IN DEPED (AUGUST 2021)**

The DepEd Task Force COVID-19 (DTFC), through its vaccination program representatives, provides the following updates on the status of vaccination in the Department.

**A. Vaccination Data Submitted by BHROD-EWD and Regional Focals**

**1. Central Office (as of 03 August 2021)<sup>1</sup>**

- Out of the eligible population based on the Personnel Division data (permanent, COS, consultants), 85% or **1,535** are already vaccinated, and most have received the second dose (76%).
- The numbers are mainly based on the submitted vaccination lists to the Bureau of Human Resource and Organizational Development – Employee Welfare Division (BHROD-EWD) and the data per the Pasig-LGU vaccination program.
- 07% are registered and awaiting schedule of vaccination, while eight percent (8%) remain unvaccinated and unregistered.



**Vaccination at the Central Office**

Status	Number	%
<b>Eligible Population based on the Personnel Division Data</b>	<b>1,808</b>	<b>100</b>
Eligible Population Already Vaccinated (Incomplete/First Dose Only) plus the CO-Pasig Vaccination data	161	9
Eligible Population Already Vaccinated (Complete/Second Dose)	1,374	76
Eligible Population Already Registered and Awaiting Schedule of Vaccination	130	7
Number of Eligible Population Still Unregistered and Unvaccinated	143	8

<sup>1</sup> Source: BHROD-EWD, 24 August 2021



**Office of the Undersecretary for Administration (OUA)**

[Administrative Service (AS), Information and Communications Technology Service (ICTS), Disaster Risk Reduction and Management Service (DRMMS), Bureau of Learner Support Services (BLSS), Baguio Teachers Camp (BTC), Central Security & Safety Office (CSSO)]

Department of Education, Central Office, Meralco Avenue, Pasig City  
 Rm 519, Mabini Bldg; Mobile: +639260320762; Tel: (+632) 86337203, (+632) 86376207  
 Email: usec.admin@deped.gov.ph; Facebook/Twitter @depedtayo

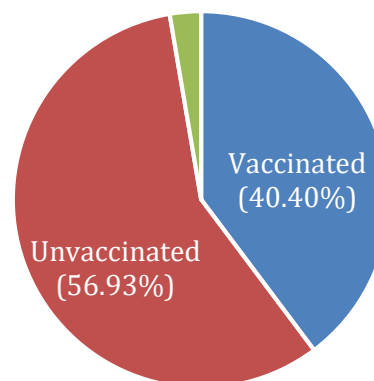


Scan this QR Code to view Videos and Magazines of Major Programs



## 2. Data collected from the Regional Offices<sup>2</sup>

- The data, covering **952,426** personnel, are based on the submissions of the Regional COVID-19 Response/Vaccination Focals to the Bureau of Learner Support Services-School Health Division (BLSS-SHD) as of **24 August 2021**.<sup>3</sup>
- More than 40% or 384,752 field personnel are already vaccinated either with only the first dose or complete up to the second dose.
- Almost 57% or 542,194 field personnel remain unvaccinated. They are either already registered in their respective LGUs and awaiting their schedule or not willing to get vaccinated.



### Vaccination Status of Field Offices and Schools (submitted on 24 August 2021)

Status	Number of Personnel	%
<b>Eligible Population</b>	<b>952,426</b>	
Vaccinated (first dose, second dose)	384,752	40
Unvaccinated (registered, awaiting schedule/not yet registered)	542,194	57
Discrepancy (may be personnel who have no reported status)	25,480	3

3. Refer to **Annex A** for the breakdown of the vaccinated and unvaccinated DepEd Personnel based on the data collected from the BHROD-EWD and the Regional Focals.

## B. Data from the Self-Reporting for COVID-19 Vaccination Tracker<sup>4</sup>

Below is a national summary of the data collected through the tracker, as accessed today, 07 September 2021 at 6:35 p.m.

Personnel	Number of Personnel
Unregistered	66,850
Awaiting schedule	36,034
Vaccinated with only one dose	163,308
Vaccinated up to second dose	103,019
Total Number of Respondents	267,504
Teaching Personnel [246,813]	
Non-teaching Personnel [206,91]	

<sup>2</sup> Awaiting the resumption of the regular submission of vaccination data by Regional COVID-19 Response/Vaccination Focals, the BLSS-SHD requested from them their latest available vaccination data; 16 out of 17 regions were able to submit updated data until 24 August 2021, while the 17th region was able to provide updated data on 06 September 2021; note that the “cut-off” dates per region vary.

<sup>3</sup> Note that while some regions have more updated data after 24 August 2021, said data have not been reflected in this report.

<sup>4</sup> The Office of the Undersecretary for Administration (OUA) through the Information, Communications, and Technology Service (ICTS), issued OUA Memorandum No. 00-721-0093 titled *Mass Dissemination on Self-Reporting for COVID-19 Vaccination Tracker* to officially disseminate the vaccination tracker, accessible through the DepEd Mobile App, and enjoin personnel nationwide to use the tracker in reporting their vaccination status.



Kindly refer to the following breakdown of vaccinees per vaccine brand that they received:

Vaccine Received	Number of Personnel
Sinovac CoronaVac	87,652
Janssen	35,194
Oxford AstraZeneca	25,412
Pfizer-BioNTech	12,522
Moderna	3,928
Gamaleya Sputnik V	2,666
Novavax	12
Bharat Biotech	5

The regional breakdown and latest data may be accessed at <https://mobileapp.deped.gov.ph/reports/dashboard> . Promotion and information dissemination about the tracker are ongoing.



### C. Updates and Ways Forward

1. The DTFC, in coordination with the National Vaccination Operations Center (NVOC) and the Office of the Undersecretary for Field Operations (OUFO), has initiated the conduct of regional consultations with COVID-19 Focals up to the division level, to validate the submitted status of institutional arrangements with LGUs, discuss issues and concerns in establishing such arrangements, and recommend next steps and ways forward to help the region expedite the vaccination of teachers.

Consultations have been conducted in NCR and Region IV-A on 12 and 18 August 2021, respectively. A follow-up consultation with Region IV-A and the consultation with Region III are currently being scheduled.

2. Within the week, the DTFC representatives for vaccination (BLSS, BLSS-SHD, BHROD, ICTS) together with the OUFO will meet to finalize the data reporting mechanism on personnel vaccination to better inform policy and contribute to expediting the vaccination of teachers.

For information and guidance.

  
  
**ALAIN DEL B. PASCUA**  
Undersecretary



OUAD00-0921-00 99  
To authenticate this document,  
please scan the QR Code.



## Annex A – Breakdown of the Data on Vaccinated and Unvaccinated DepEd Personnel (BHROD, Regional Focals)

Region	Total Eligible Population	Vaccinated		Not Yet Vaccinated		Data as of (Cutoff date, 2021)
		Vaccinated with Only First Dose (Incomplete)	Vaccinated with up to Second Dose (Complete) <sup>[1]</sup>	Registered/ Awaiting Vaccination Schedule	Not Yet Registered	
CO <sup>[2]</sup>	1,808	161	1,374	130	143	03 August
NCR	77,063	62,324 <sup>[3], [4]</sup>		14,739 <sup>[5]</sup>		23 August
CAR	20,771	1,413	6,183	12,398	783	15 August
I	50,847	13,548	8,342	27,265	10,034	24 August
II	34,130	4,213	1,498	22,514	5,905	15 August
III	109,649	17,604	34,387	50,595	2,030	25 August
IV-A	115,331	31,166	36,757	54,594 <sup>[5]</sup>		23 August
IV-B	37,322	3,954	6,621	11,737	15,010	15 August
V	66,804	1,789	5,598	54,828	3,777	24 August
VI	82,886	26,527		49,842	6,517	23 August
VII	66,435	9,673	11,207	25,574	19,981	24 August
VIII	56,952	5,987	8,916	30,673	5,989	15 August
IX	37,900	8,073	8,087	14,624	5,167	25 August
X	48,003	4,095	9,219	28,814	5,875	20 August
XI	48,347	13,725	14,823	19,000	799	20 August
XII	44,410	8,428	7,582	1,100 <sup>[6]</sup>	2,198 <sup>[6]</sup>	25 August
Caraga	31,274	2,877	2,126	16,964	9,307	20 August
BARMM	24,302	3,109	4,901	6,335	7,226	24 August
Subtotal	952,426	384,752		542,194		--
TOTAL	954,234	386,287 <b>(40%)</b>		542,467 <b>(57%)</b> <sup>[7]</sup>		--

<sup>[1]</sup> Includes those vaccinated with single-dose vaccines

<sup>[2]</sup> Source: BHROD-EWD, mainly based on the submission of CO vaccination lists and the Pasig-LGU vaccination program

<sup>[3]</sup> As of 24 August 2021, some SDOs reported only those with complete vaccination

<sup>[4]</sup> Total vaccinated (combines both those with incomplete and those with complete dosage)

<sup>[5]</sup> Total unvaccinated (combines both registered and unregistered)

<sup>[6]</sup> Based on mobile Vaccination Tracker as of 25 August 2021

<sup>[7]</sup> Note that the discrepancy in the percentage total may be due to the fact that some regions relied on the actual reporting of field personnel (e.g., through the self-tracker); for this reason, those who did not report their status have still been counted in the total eligible population.

